




Print with AirPrint

1. Open the app that you want to print from.
2. To find the print option, tap the app's share icon —  or  — or tap **...**.
3. Tap  or Print. If you can't find the print option, check the app's User Guide or Help section. Not all apps support AirPrint.
4. Tap Select Printer and choose an [AirPrint-enabled printer](#).
5. Choose the number of copies or other options, like which pages you want to print.
6. Tap Print in the upper-right corner.

